

DCPH-A

Defense Centers for Public Health - Aberdeen
(formerly U.S. Army Public Health Center)

Acute Respiratory Disease Weekly Surveillance Summary

Week Ending 25 February 2023

Fort Benning

DEFINITIONS:

ARD Rate=(ARD cases/Trainees) *100

Strep Rate=(Strep Cultures (+)/Cultures) *100

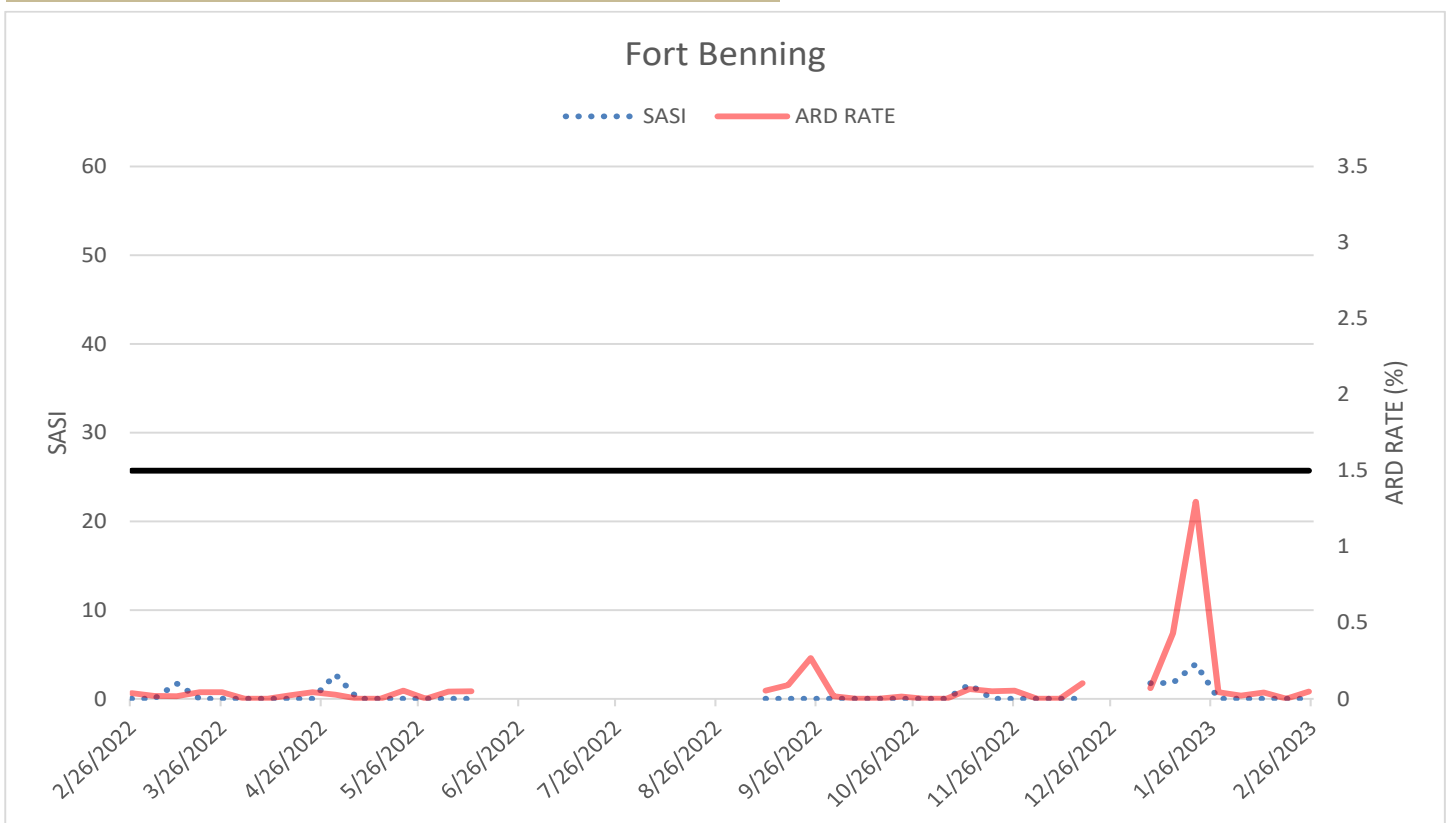
Strep-ARD Surveillance Index (SASI)=(ARD Rate*Strep Rate)

Strep Testing Compliance (STC) =% of ARD cases tested for Strep at each site (those sites highlighted red are at less than 60% compliance)

NOTE: The ARD and strep rates are for febrile cases only. An ARD case is defined as a trainee with an oral temperature of at least 100.5°F, at least one symptom of acute respiratory inflammation, and a limited duty profile signed by the examining medical provider, which limits or restricts duty for at least 8 hours.

| | ARD Rate | SASI | STC |
|-------------------|----------|----------|------|
| Fort Benning | 0.05 (↑) | 0.00 (↔) | 100% |
| Fort Jackson | NA | NA | NA |
| Fort Leonard Wood | 0.05 (↓) | 2.50 (↑) | 100% |
| Fort Sill | 0.00 (↔) | 0.00 (↔) | — |

↑=Increase ↓=Decrease ↔=No Change
NA=Not Available — Testing Not Necessary



Data Source: ARD Weekly Report

Threshold: ARD Rate exceeding 1.5% or SASI exceeding 25*

*Exceedance of either threshold for 2 consecutive weeks is defined as a potential outbreak and prompts investigation at the installation level.

Note: Missing data between 24 December 2022 and 31 December 2022 were due to block leave. Also, some installations are missing data between 20 September 2022 and 25 February 2023 due to issues with the transition to using MHS GENESIS data.

| Males | | | |
|---------------|-----------|-----------------|----------------|
| Unit Strength | ARD Cases | Strep Test Done | Strep Positive |
| 4,191 | 2 | 2 | 0 |

| Females | | | |
|---------------|-----------|-----------------|----------------|
| Unit Strength | ARD Cases | Strep Test Done | Strep Positive |
| 81 | 0 | 0 | 0 |

If you have questions, comments or suggestions about this report, please contact us at (410) 417-0243 or [Email Disease Epidemiology](#)

APPROVED FOR PUBLIC RELEASE, DISTRIBUTION UNLIMITED

DCPH-A

Defense Centers for Public Health - Aberdeen
(formerly U.S. Army Public Health Center)

Acute Respiratory Disease Weekly Surveillance Summary

Week Ending 25 February 2023

Fort Jackson

DEFINITIONS:

ARD Rate=(ARD cases/Trainees) *100

Strep Rate=(Strep Cultures (+)/Cultures) *100

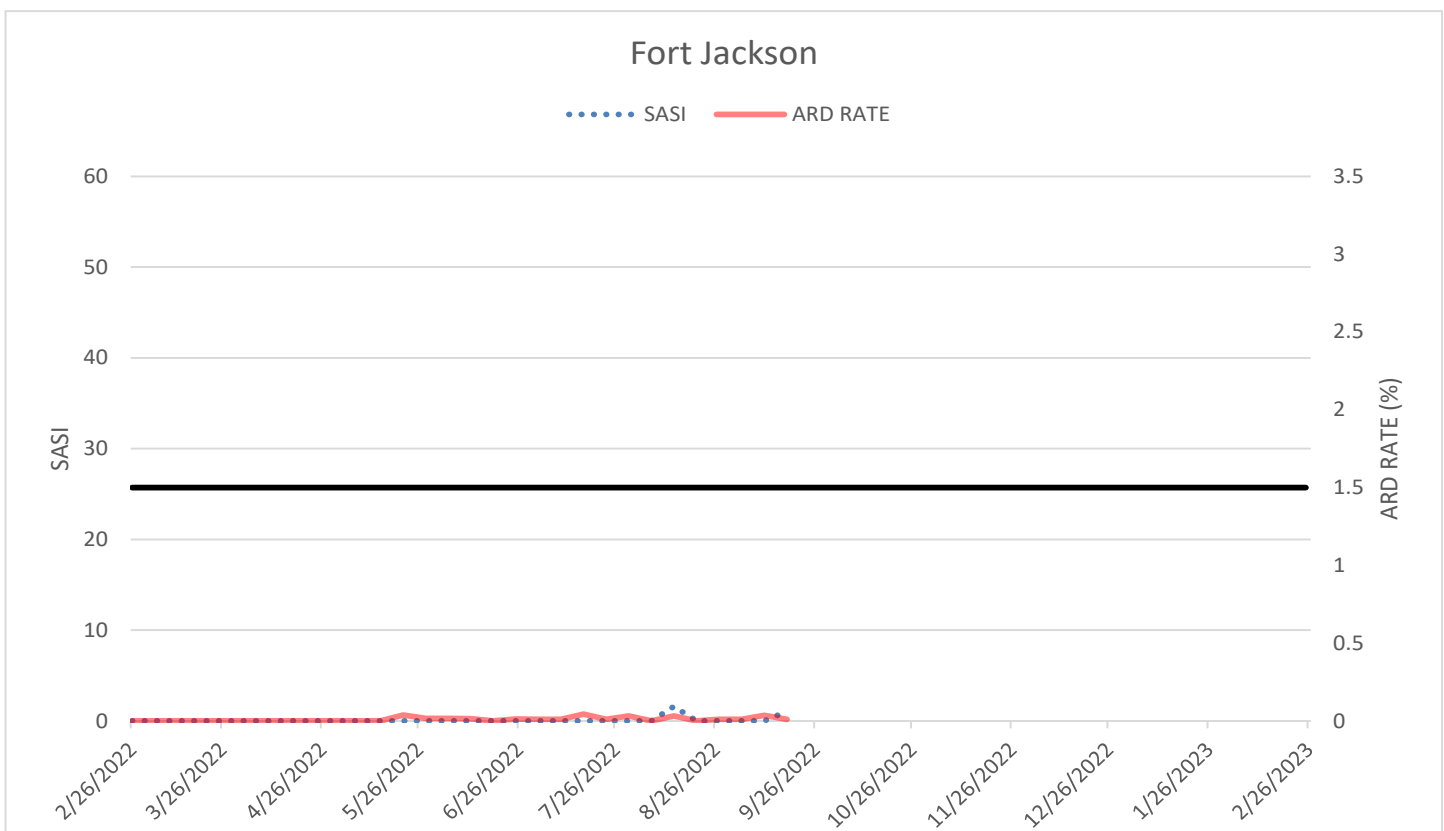
Strep-ARD Surveillance Index (SASI)=(ARD Rate*Strep Rate)

Strep Testing Compliance (STC) =% of ARD cases tested for Strep at each site (those sites highlighted red are at less than 60% compliance)

NOTE: The ARD and strep rates are for febrile cases only. An ARD case is defined as a trainee with an oral temperature of at least 100.5°F, at least one symptom of acute respiratory inflammation, and a limited duty profile signed by the examining medical provider, which limits or restricts duty for at least 8 hours.

| | ARD Rate | SASI | STC |
|-------------------|----------|----------|------|
| Fort Benning | 0.05 (↑) | 0.00 (↔) | 100% |
| Fort Jackson | NA | NA | NA |
| Fort Leonard Wood | 0.05 (↓) | 2.50 (↑) | 100% |
| Fort Sill | 0.00 (↔) | 0.00 (↔) | — |

↑=Increase ↓=Decrease ↔=No Change
NA=Not Available — Testing Not Necessary



Data Source: ARD Weekly Report

Threshold: ARD Rate exceeding 1.5% or SASI exceeding 25*

*Exceedance of either threshold for 2 consecutive weeks is defined as a potential outbreak and prompts investigation at the installation level.

Note: Missing data between 24 December 2022 and 31 December 2022 were due to block leave. Also, some installations are missing data between 20 September 2022 and 25 February 2023 due to issues with the transition to using MHS GENESIS data.

| Males | | | |
|---------------|-----------|-----------------|----------------|
| Unit Strength | ARD Cases | Strep Test Done | Strep Positive |
| NA | NA | NA | NA |

| Females | | | |
|---------------|-----------|-----------------|----------------|
| Unit Strength | ARD Cases | Strep Test Done | Strep Positive |
| NA | NA | NA | NA |

If you have questions, comments or suggestions about this report, please contact us at (410) 417-0243 or [Email Disease Epidemiology](#)

APPROVED FOR PUBLIC RELEASE, DISTRIBUTION UNLIMITED

DCPH-A

Defense Centers for Public Health - Aberdeen
(formerly U.S. Army Public Health Center)

Acute Respiratory Disease Weekly Surveillance Summary

Week Ending 25 February 2023

Fort Leonard Wood

DEFINITIONS:

ARD Rate=(ARD cases/Trainees) *100

Strep Rate=(Strep Cultures (+)/Cultures) *100

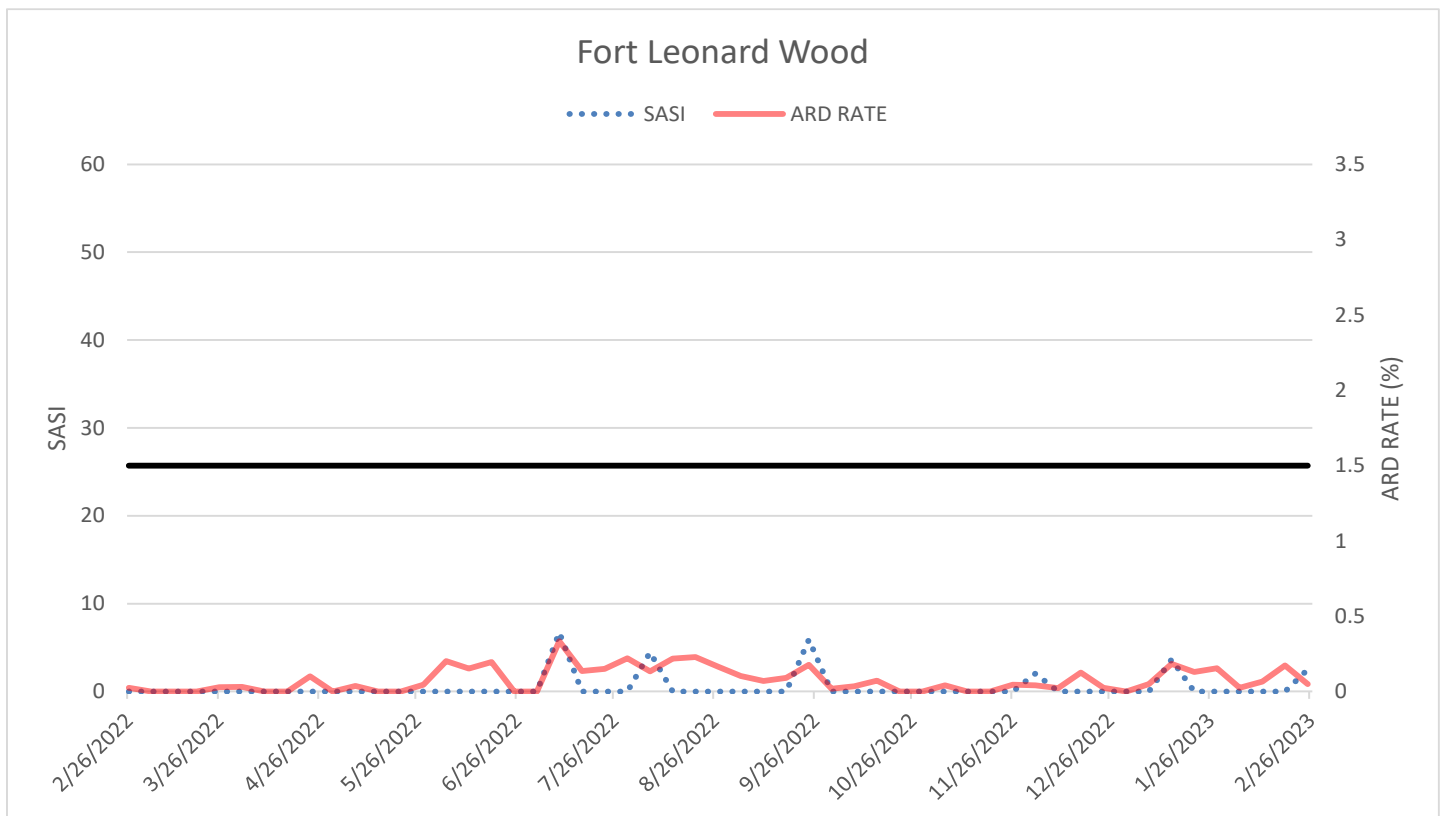
Strep-ARD Surveillance Index (SASI)=(ARD Rate*Strep Rate)

Strep Testing Compliance (STC) =% of ARD cases tested for Strep at each site (those sites highlighted red are at less than 60% compliance)

NOTE: The ARD and strep rates are for febrile cases only. An ARD case is defined as a trainee with an oral temperature of at least 100.5°F, at least one symptom of acute respiratory inflammation, and a limited duty profile signed by the examining medical provider, which limits or restricts duty for at least 8 hours.

| | ARD Rate | SASI | STC |
|-------------------|----------|----------|------|
| Fort Benning | 0.05 (↑) | 0.00 (↔) | 100% |
| Fort Jackson | NA | NA | NA |
| Fort Leonard Wood | 0.05 (↓) | 2.50 (↑) | 100% |
| Fort Sill | 0.00 (↔) | 0.00 (↔) | — |

↑=Increase ↓=Decrease ↔=No Change
NA=Not Available — Testing Not Necessary



Data Source: ARD Weekly Report

Threshold: ARD Rate exceeding 1.5% or SASI exceeding 25*

*Exceedance of either threshold for 2 consecutive weeks is defined as a potential outbreak and prompts investigation at the installation level.

Note: Missing data between 24 December 2022 and 31 December 2022 were due to block leave. Also, some installations are missing data between 20 September 2022 and 25 February 2023 due to issues with the transition to using MHS GENESIS data.

| Males | | | |
|---------------|-----------|-----------------|----------------|
| Unit Strength | ARD Cases | Strep Test Done | Strep Positive |
| 3,165 | 2 | 2 | 1 |

| Females | | | |
|---------------|-----------|-----------------|----------------|
| Unit Strength | ARD Cases | Strep Test Done | Strep Positive |
| 832 | 0 | 0 | 0 |

If you have questions, comments or suggestions about this report, please contact us at (410) 417-0243 or [Email Disease Epidemiology](#)

APPROVED FOR PUBLIC RELEASE, DISTRIBUTION UNLIMITED

DCPH-A

Defense Centers for Public Health - Aberdeen
(formerly U.S. Army Public Health Center)

Acute Respiratory Disease Weekly Surveillance Summary

Week Ending 25 February 2023

Fort Sill

DEFINITIONS:

ARD Rate=(ARD cases/Trainees) *100

Strep Rate=(Strep Cultures (+)/Cultures) *100

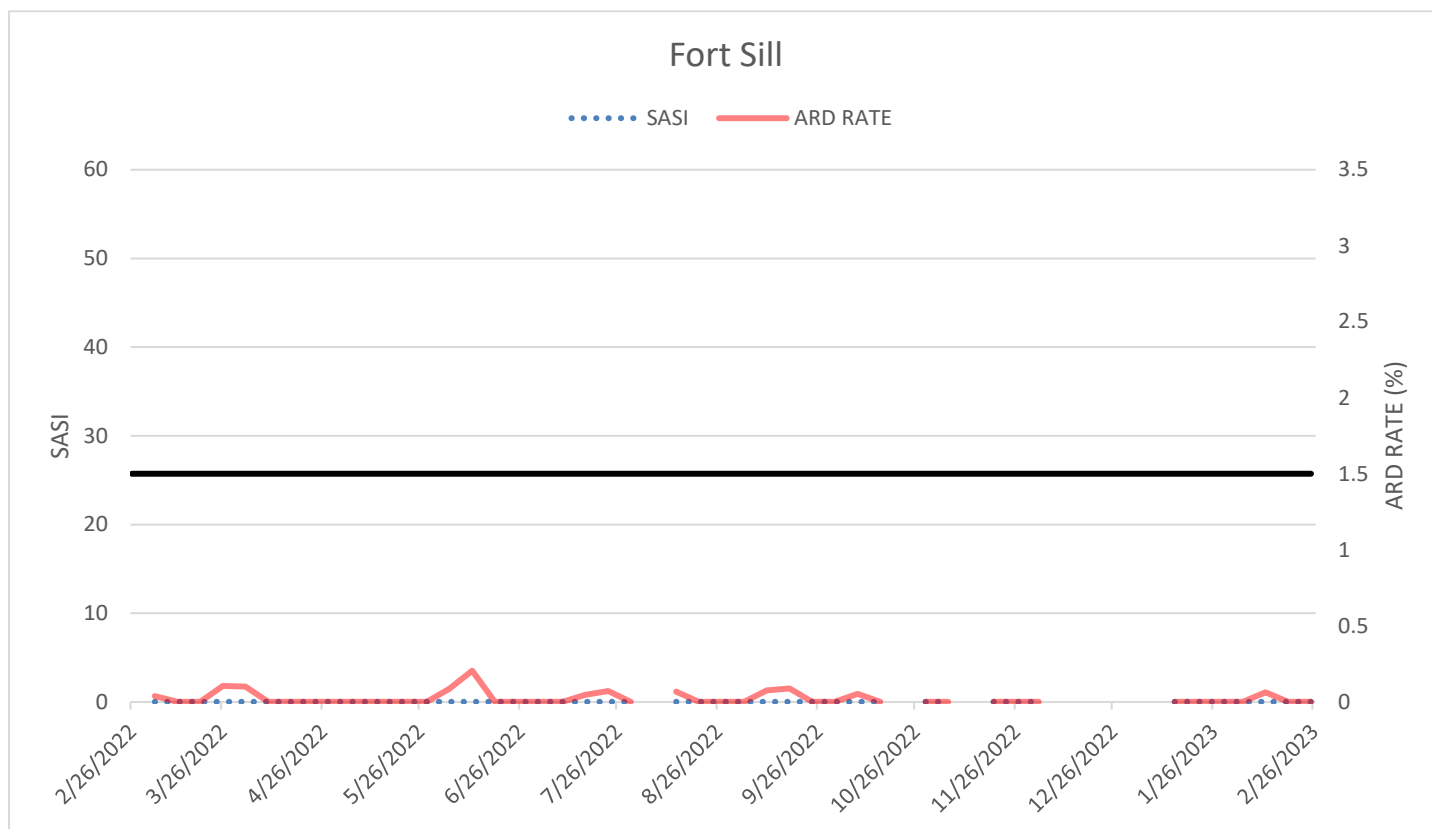
Strep-ARD Surveillance Index (SASI)=(ARD Rate*Strep Rate)

Strep Testing Compliance (STC) =% of ARD cases tested for Strep at each site (those sites highlighted red are at less than 60% compliance)

NOTE: The ARD and strep rates are for febrile cases only. An ARD case is defined as a trainee with an oral temperature of at least 100.5°F, at least one symptom of acute respiratory inflammation, and a limited duty profile signed by the examining medical provider, which limits or restricts duty for at least 8 hours.

| | ARD Rate | SASI | STC |
|-------------------|----------|----------|------|
| Fort Benning | 0.05 (↑) | 0.00 (↔) | 100% |
| Fort Jackson | NA | NA | NA |
| Fort Leonard Wood | 0.05 (↓) | 2.50 (↑) | 100% |
| Fort Sill | 0.00 (↔) | 0.00 (↔) | — |

↑=Increase ↓=Decrease ↔=No Change
NA=Not Available — Testing Not Necessary



Data Source: ARD Weekly Report

Threshold: ARD Rate exceeding 1.5% or SASI exceeding 25*

*Exceedance of either threshold for 2 consecutive weeks is defined as a potential outbreak and prompts investigation at the installation level.

Note: Missing data between 24 December 2022 and 31 December 2022 were due to block leave. Also, some installations are missing data between 20 September 2022 and 25 February 2023 due to issues with the transition to using MHS GENESIS data.

| Males | | | |
|---------------|-----------|-----------------|----------------|
| Unit Strength | ARD Cases | Strep Test Done | Strep Positive |
| 983 | 0 | 0 | 0 |

| Females | | | |
|---------------|-----------|-----------------|----------------|
| Unit Strength | ARD Cases | Strep Test Done | Strep Positive |
| 273 | 0 | 0 | 0 |

If you have questions, comments or suggestions about this report, please contact us at (410) 417-0243 or [Email Disease Epidemiology](#)

APPROVED FOR PUBLIC RELEASE, DISTRIBUTION UNLIMITED